


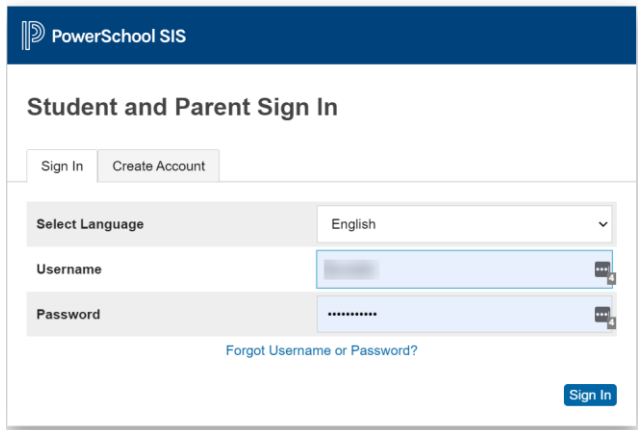
Let's Get Started


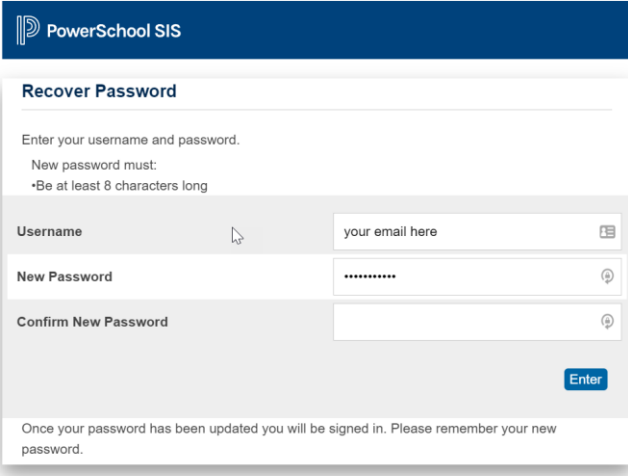
To get started, you must access your PowerSchool account.

Accessing Your PowerSchool Parent Portal Account

IPS has already created your parent portal account for you. To access this account, you will need to know the email the school has for you in PowerSchool. This will be the same email where you receive other communication from the school and district.

NOTE: *If you are receiving this document attached to an email that is the email you will use in this process.*

PROCESS STEPS	SCREEN SHOTS
<p>1. Launch a web browser (Chrome, Internet Explorer, Safari, or FireFox) and go to PowerSchool Parent Portal URL:</p> <ul style="list-style-type: none">• https://myips.powerschool.com (NO www at the beginning)  <p>2. If you have already set your password enter your user name and password and click Sign In</p> <p>3. If this is your first time to this screen you must click Forgot Username or Password? to setup your account and get started.</p>	 <p>Copyright © 2005-2022 PowerSchool Group LLC and/or its affiliate(s). All rights reserved. All trademarks are either owned or licensed by PowerSchool Group LLC and/or its affiliates. Privacy Policy</p>

PROCESS STEPS	SCREEN SHOTS
<p>1. On this page put in the email that you have associated with your student in the “Parent Username” and the “Parent Email Address” line. Then click on Enter</p> <p>2.This will send an email to your email address with a header of:</p> <p style="text-align: center;">PowerSchool Password Reset Request</p> <hr/> <p>3. You click on the link in the email, and it will bring you to this screen. Enter your email in for the username and then enter the password you want to use in both password lines. Once those are filled in click Enter</p>	 <p>The screenshot shows the 'myIPS' logo at the top, followed by the 'PowerSchool SIS' header. Below is the 'Recover Account Sign In Information' section. It has two tabs: 'Forgot Password?' (selected) and 'Forgot Username?'. The instructions state: 'Parents, to recover your password or if you have been provided a username and are setting your password for the first time, provide the information below. Students need to contact the school directly.' There are two input fields: 'Parent Username' and 'Parent Email Address', both with a magnifying glass icon. An 'Enter' button is at the bottom right. A footer note says: 'If you are experiencing sign in issues, please contact your school for assistance. For security reasons, PowerSchool is unable to assist with sign in, password, or other accessibility-related issues.' Copyright information is at the very bottom.</p>  <p>The screenshot shows the 'PowerSchool SIS' header and the 'Recover Password' section. It asks the user to 'Enter your username and password.' and lists requirements for the new password: 'New password must: •Be at least 8 characters long'. There are three input fields: 'Username' (with a magnifying glass icon and the placeholder 'your email here'), 'New Password' (with a strength indicator icon), and 'Confirm New Password' (with a strength indicator icon). An 'Enter' button is at the bottom right. A footer note says: 'Once your password has been updated you will be signed in. Please remember your new password.' Copyright information is at the very bottom.</p>