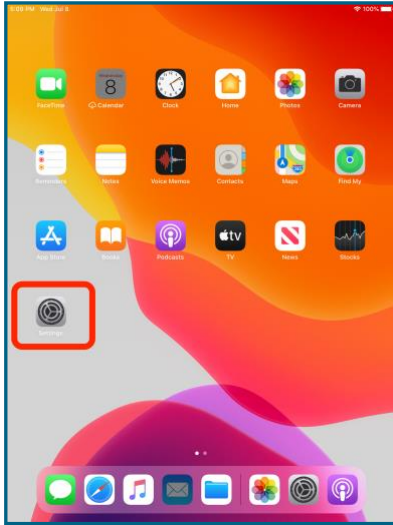
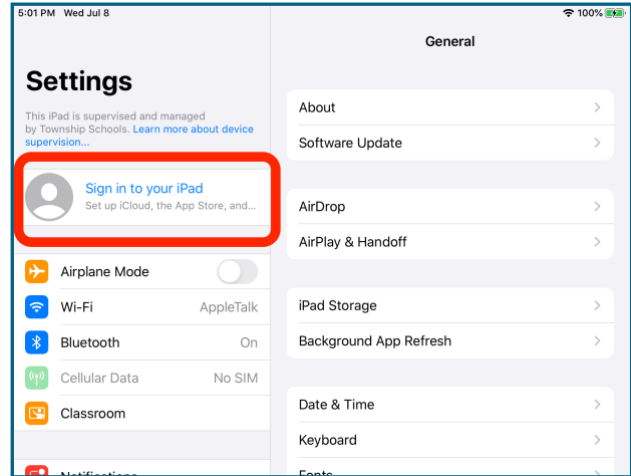


Set Up Your iPad

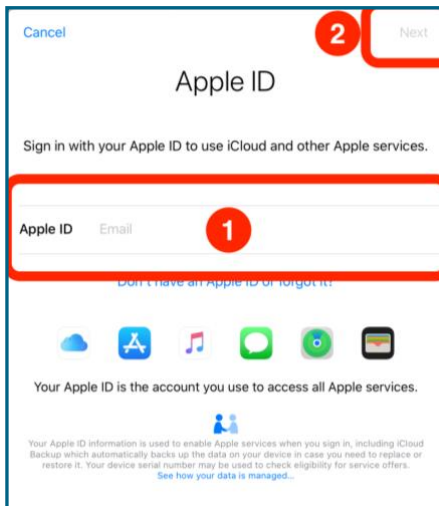
Step 1: Open the Settings app



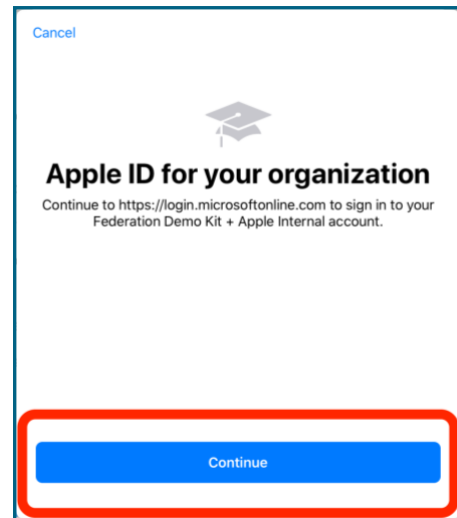
Step 2: Tap “Sign into your iPad”



Step 3: Enter your IPS email address and click “Next”



Step 4: Click “Continue”



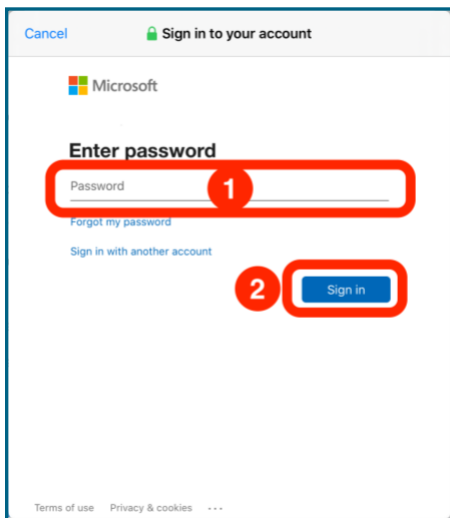
Students:

username = `studentid@students.myips.org`
password = birthdate with slashes, no leading zeros

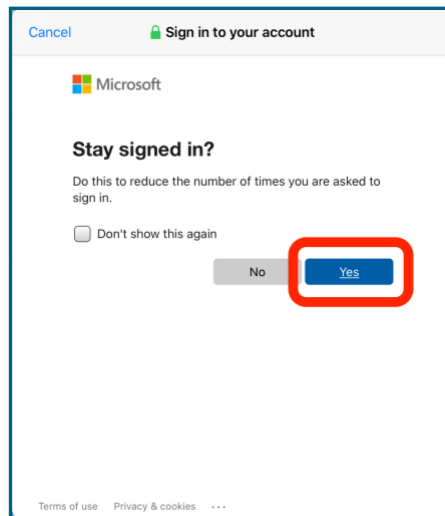
Staff:

username = IPS email address
password = IPS password

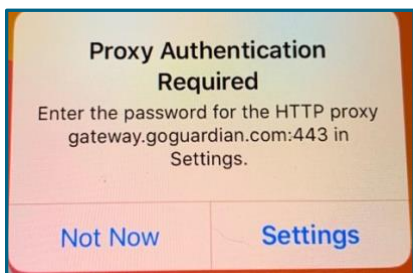
Step 5: Enter your password and tap “Sign In”



Step 6: Tap “Yes” to stay signed in.
You are now signed into iCloud.

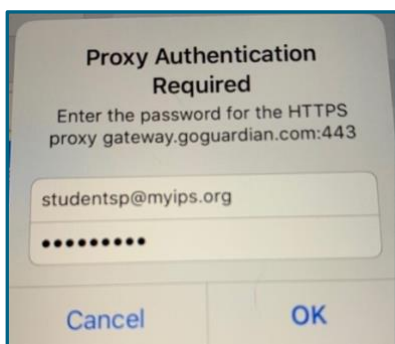


Step 7: If prompted for Proxy Authentication, click Settings.



Your iPad is now ready to use.
Press the Home button on your iPad to return to the Home Screen.

And then enter the user’s email and password.



Students:

username = studentid@myips.org

password = birthdate with slashes, no leading zeros

Staff:

username = IPS email address

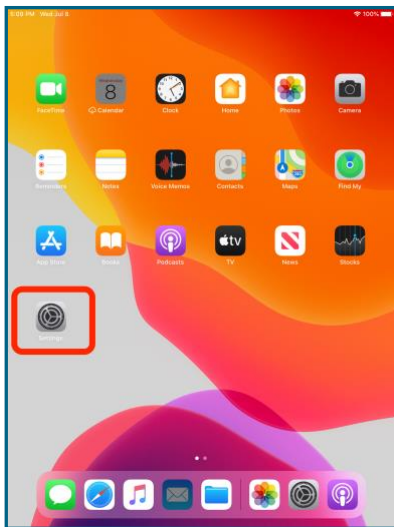
password = IPS password



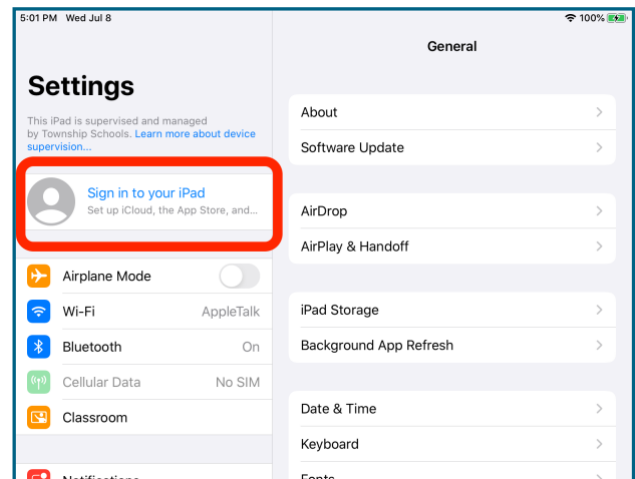
Home Button

Configura tu iPad

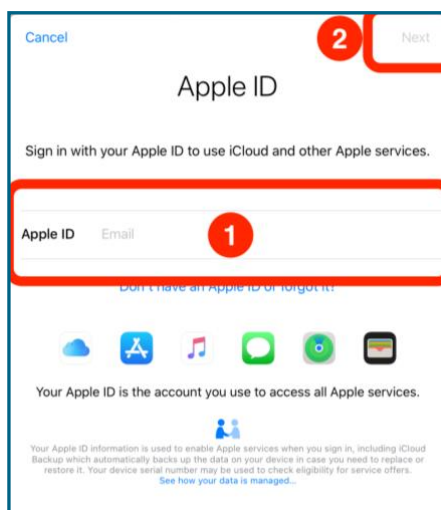
Paso 1: Abre la Aplicación de Configuración



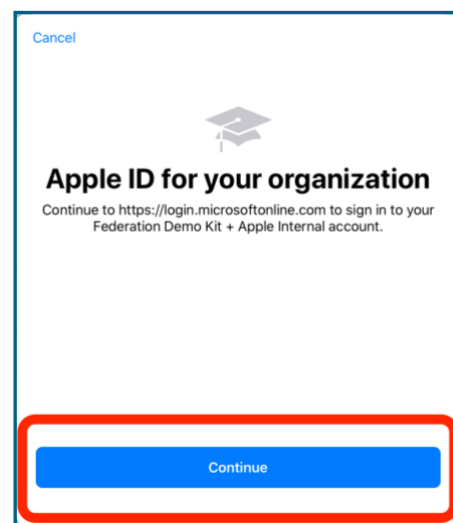
Paso 2: Selecciona "Sign in to your iPad"



Paso 3: Ingresa tu dirección de correo electrónico IPS y haz clic en "Next"



Paso 4: Haz clic en "Continue"



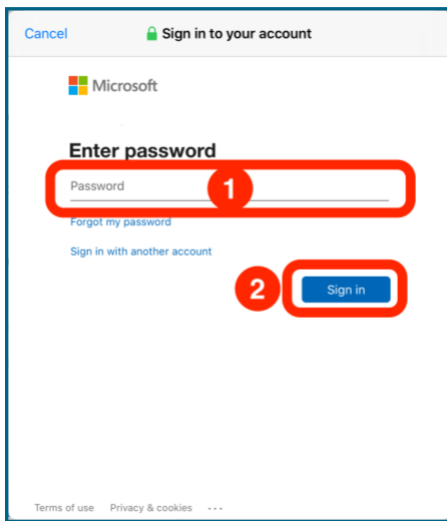
Estudiantes:

nombre de usuario = idestudiantil@students.myips.org
 contraseña = fecha de nacimiento con barras, sin ceros a la izquierda

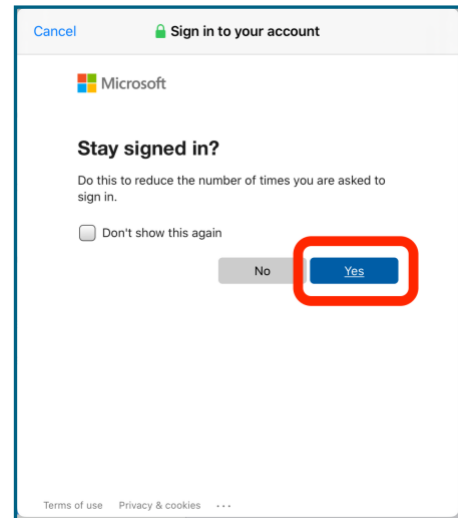
Personal:

nombre de usuario = correo electrónico IPS
 contraseña = contraseña IPS

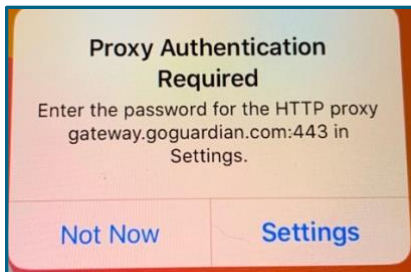
Paso 5: Ingresa tu contraseña y toque "Sign In"



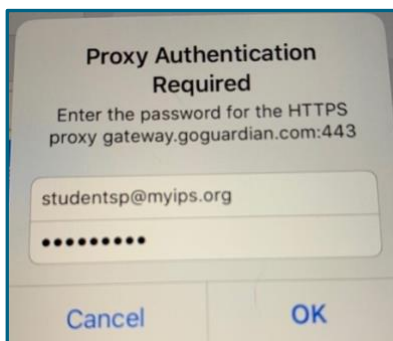
Paso 6: Selecciona "Yes" para permanecer conectado. Ahora has iniciado sesión en iCloud.



Paso 7: Si se solicita la Autenticación de Proxy, haz clic en "Settings."



Y luego ingrese el correo electrónico y la contraseña del usuario.



Estudiantes:

nombre de usuario = `idestudiantil@students.myips.org`
contraseña = fecha de nacimiento con barras, sin ceros a la izquierda

Personal:

nombre de usuario = correo electrónico IPS
contraseña = contraseña IPS

Tu iPad esta lista para usar.
Presiona el botón de Inicio en tu iPad para regresar a la Pantalla de Inicio.



Botón de Inicio